

The Art Box Project



Your Peace Orchard

INSTRUCTIONS OUTDOOR PEACE LANTERN

INCLUDED IN THE BOX:


1. ASSORTED TISSUE PAPER
2. GLUE AND GLUE BRUSH
3. TEA LIGHT

YOU WILL NEED:

1. A GLASS JAR
2. SAFE PLACE TO PLACE YOUR LANTERN


REMEMBER TO TAKE CARE
WITH CANDLES

1




Start by pasting
glue on your jar.

2



Start building up
the layers of tissue
paper.

3



Let the tissue dry
and then place in the
candle.

PLACE OUTSIDE AND AWAY FROM FLAMMABLE AREAS.

